

## INSTRUCTIONS FOR SIGNS

### CITIZEN SCIENCE

### TINY GARDENERS PROJECT

These signs should be laminated and taped to small stakes.

They will make finding the dishes easier and warn people that it is an experiment and not to disturb.

There should be one sign for each set of dishes (10).



Sign on a bamboo stake

Dishes with seeds, approximately 60cm apart.

### CITIZEN SCIENCE


### TINY GARDENERS PROJECT

Experiment in Progress

**PLEASE DO NOT DISTURB**

Dates:

Contact:



**CITIZEN SCIENCE**


**TINY GARDENERS PROJECT**

Experiment in Progress

**PLEASE DO NOT DISTURB**

Dates:

Contact:



**CITIZEN SCIENCE**

**TINY GARDENERS PROJECT**

Experiment in Progress

**PLEASE DO NOT DISTURB**

Dates:

Contact:



**CITIZEN SCIENCE**


**TINY GARDENERS PROJECT**

Experiment in Progress

**PLEASE DO NOT DISTURB**

Dates:

Contact:



**CITIZEN SCIENCE**


**TINY GARDENERS PROJECT**

Experiment in Progress

**PLEASE DO NOT DISTURB**

Dates:

Contact:



**CITIZEN SCIENCE**

**TINY GARDENERS PROJECT**

Experiment in Progress

**PLEASE DO NOT DISTURB**

Dates:

Contact:



**CITIZEN SCIENCE**

**TINY GARDENERS PROJECT**

Experiment in Progress

**PLEASE DO NOT DISTURB**

Dates:

Contact:



**CITIZEN SCIENCE**


**TINY GARDENERS PROJECT**

Experiment in Progress

**PLEASE DO NOT DISTURB**

Dates:

Contact:



**CITIZEN SCIENCE**

**TINY GARDENERS PROJECT**

Experiment in Progress

**PLEASE DO NOT DISTURB**

Dates:

Contact:



**CITIZEN SCIENCE**

**TINY GARDENERS PROJECT**

Experiment in Progress

**PLEASE DO NOT DISTURB**

Dates:

Contact:

